

# Pneufit S

## Stainless steel Push-in fittings

Ø 4 ... 12 mm O/D tube, BSP parallel and taper threads

- Resistant to aggressive environments**
- Suitable for food and beverage applications**
- Very compact units**
- Easy tube insertion and removal for rapid assembly of pneumatic circuits**
- Positive tube anchorage**
- Straight adaptors feature internal hexagon for allen key**
- Swivel function on all elbows and tees**



### Technical features

**Medium:**

Compressed air  
 (For other media please consult Technical Department)

**Operating pressure:**

Vacuum ... 15 bar  
 (Dependent upon operating specification of tubing)

**Vacuum:**

-750 mm of Hg i.e. 99%

**Operating temperature:**

-15°C ... +225°C

**Tube sizes:**

4, 6, 8, 10, 12 mm O/D

**Thread sizes:**

BSPT, BSPP, Metric M5

**Tubing types:**

PA 6, 11 or 12, PUR (98 Shore) and PTFE tubing

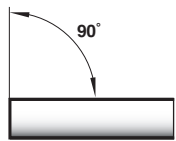
**Materials**

Body, release sleeve and grab ring: Aisi 316L (1.4404) stainless steel

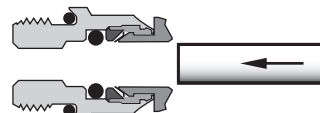
'O'-ring & thread seal (BSPP): FPM

Lubricants: FDA approved

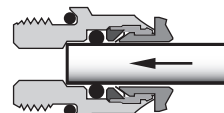
### Method of assembly



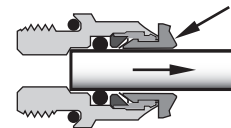
1. Ensure that the end of the tube is cleanly cut and square.



2. Push the tube through the release sleeve into the fitting.

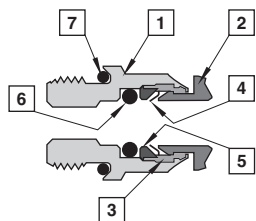


3. Continue pushing the tube through the 'O'-ring until it bottoms on the tube stop then pull back.



4. To disconnect push the tube into the fitting, hold down the release sleeve and withdraw the tube.

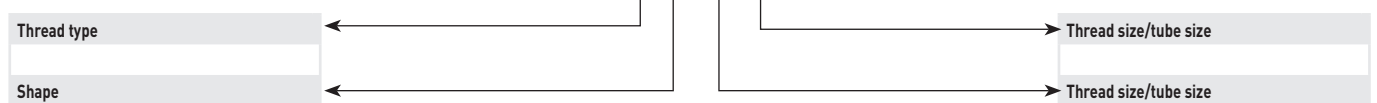
### Components







- 1 Body
- 2 Release sleeve
- 3 Retainer
- 4 Grab ring
- 5 Bracking ring
- 6 'O'-ring
- 7 'O'-ring

### Option selector

S0 ★★★★★★



**Straight adaptors and connectors**

<b>Straight adaptor (BSP taper)</b> S0125  Page 3	<b>Straight adaptor (BSP parallel)</b> S0225  Page 3	<b>Straight connector (tube to tube)</b> S0020  Page 3	<b>Bulkhead connector (tube to tube)</b> S0029  Page 3
---------------------------------------------------------------------------------------------------------------------------------------------	------------------------------------------------------------------------------------------------------------------------------------------------	--------------------------------------------------------------------------------------------------------------------------------------------------	--------------------------------------------------------------------------------------------------------------------------------------------------

**Elbow adaptors and connectors**

<b>90° Swivel elbow adaptor (BSP taper)</b> S0147  Page 3	<b>90° Swivel elbow adaptor (BSP parallel)</b> S0247  Page 3	<b>Elbow connector S0040</b>  Page 4
-----------------------------------------------------------------------------------------------------------------------------------------------------	--------------------------------------------------------------------------------------------------------------------------------------------------------	-----------------------------------------------------------------------------------------------------------------------------

**Tee adaptors and connectors**

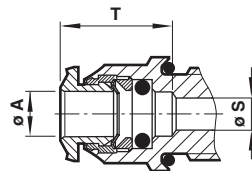
<b>Swivel tee adaptor (BSP taper)</b> S0167  Page 4	<b>Swivel tee adaptor (BSP parallel)</b> S0267  Page 4	<b>Tee connector (tube x 3)</b> S0060  Page 4
------------------------------------------------------------------------------------------------------------------------------------------------	----------------------------------------------------------------------------------------------------------------------------------------------------	-------------------------------------------------------------------------------------------------------------------------------------------

**Accessories**

<b>Plug (BSP parallel)</b> 66005  Page 5	<b>Sleeve adaptor (BSP parallel)</b> 66022  Page 5	<b>Tee connector (BSP parallel)</b> 66062  Page 5
------------------------------------------------------------------------------------------------------------------------------------	----------------------------------------------------------------------------------------------------------------------------------------------	----------------------------------------------------------------------------------------------------------------------------------------------

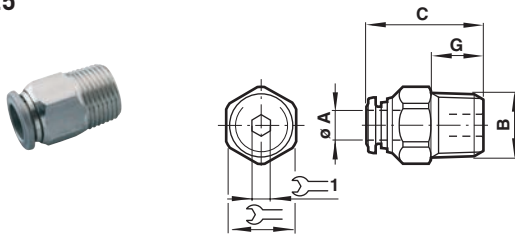
**Technical data**

Ø A O/D tube	Ø S	T *2)
4	3,1	14
6	4,1	16
8 (1/8" thread *1))	5,1	16
8 (1/4" thread *1))	8,1	16
10	8,1	20,5
12 (3/8" thread *1))	8,1	22,5
12 (1/2" thread *1))	10,1	22,5

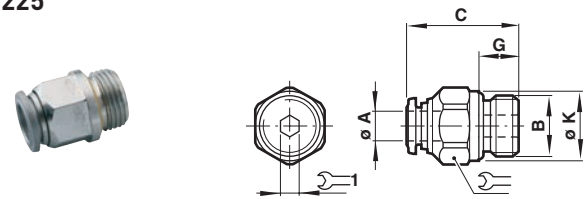


\*1) Straight fittings with threads have an internal hexagon to suit an Allen key - refer to tables below for sizes

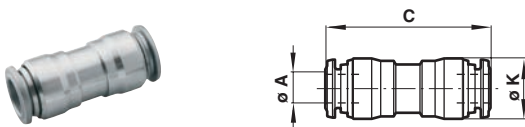
\*2) Dimension with the release sleeve in the "IN" position

**Straight adaptor, BSP taper  
S0125**


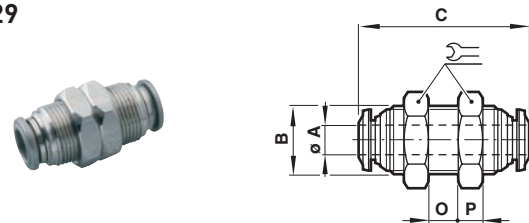
Ø A	B	C	G	1	1	Weight (kg)	Model
4	R1/8	19	7,5	10	3	0,008	S01250418
4	R1/4	23	11	14	3	0,018	S01250428
6	R1/8	22,5	7,5	13	4	0,012	S01250618
6	R1/4	24,5	11	14	4	0,018	S01250628
8	R1/8	25,5	7,5	14	5	0,015	S01250818
8	R1/4	25	11	14	6	0,015	S01250828
10	R1/4	30,5	11	17	7	0,025	S01251028
10	R3/8	28	11,5	17	8	0,026	S01251038
12	R3/8	33,5	11,5	21	9	0,043	S01251238
12	R1/2	32	14	22	10	0,050	S01251248

**Straight adaptor, BSP parallel  
S0225**


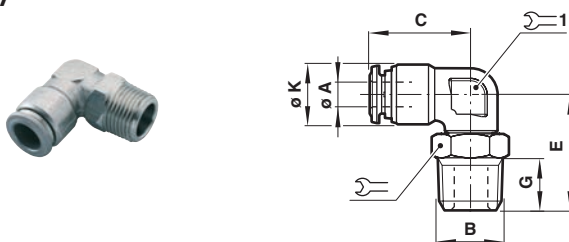
Ø A	B	C	G	Ø K	1	1	Weight (kg)	Model
4	M5	20	4	8	10	2	0,009	S02250405
4	G1/8	19,5	6	13	10	3	0,008	S02250418
4	G1/4	19,5	8	15	15	3	0,015	S02250428
6	G1/8	23,5	6	13	13	4	0,013	S02250618
6	G1/4	23,5	8	15	15	4	0,018	S02250628
8	G1/8	25,5	6	13	14	5	0,015	S02250818
8	G1/4	23,5	8	15	15	6	0,016	S02250828
10	G1/4	30	8	16	17	8	0,026	S02251028
10	G3/8	27	9	20	17	8	0,026	S02251038
12	G3/8	34	9	21	21	8	0,047	S02251238
12	G1/2	31	10	25	22	10	0,049	S02251248

**Straight connector, tube to tube  
S0020**


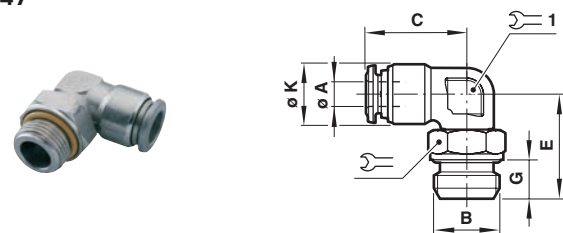
Ø A	C	Ø K	Weight (kg)	Model
4	31	10,5	0,010	S00200400
6	35	12,5	0,015	S00200600
8	36,5	14,5	0,019	S00200800
10	42	17,5	0,032	S00201000
12	48	20,5	0,049	S00201200

**Bulkhead connector, tube to tube  
S0029**


Ø A	B	C	O max.	P	1	Weight (kg)	Model
4	M12X1	31	7	4,5	17	0,024	S00290400
6	M14x1	35	9,5	5	17	0,028	S00290600
8	M16x1	37	10,5	5,5	19	0,037	S00290800
10	M20X1	42	12,5	6	24	0,067	S00291000
12	M22x1	48	16,5	6	26	0,088	S00291200

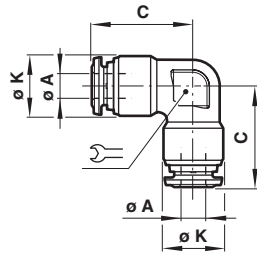
**90° Swivel elbow adaptor, BSP taper  
S0147**


Ø A	B	C	E	G	Ø K	1	1	Weight (kg)	Model
4	R1/8	18	17,5	7,5	10	11	9	0,014	S01470418
4	R1/4	18	21,5	11	10	14	9	0,019	S01470428
6	R1/8	21	19,5	7,5	12,5	11	11	0,019	S01470618
6	R1/4	21	23,5	11	12,5	14	11	0,023	S01470628
8	R1/8	22,5	20	7,5	14,5	11	12	0,022	S01470818
8	R1/4	22,5	24	11	14,5	14	12	0,027	S01470828
10	R1/4	26	25,5	11	17,5	17	16	0,044	S01471028
10	R3/8	26	27	11,5	17,5	17	16	0,051	S01471038
10	R1/2	26	30,5	14	17,5	22	16	0,060	S01471048
12	R3/8	30,5	30,5	11,5	20,5	18	19	0,072	S01471238
12	R1/2	30,5	33	14	20,5	22	19	0,081	S01471248

**90° Swivel elbow adaptor, BSP parallel  
S0247**


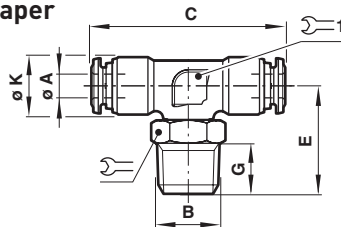
Ø A	B	C	E	G	Ø K	1	1	Weight (kg)	Model
4	M5	18	15	4	10	8	9	0,011	S02470405
4	G1/8	18	17	6	10	13	9	0,015	S02470418
4	G1/4	18	19,5	8	10	15	9	0,018	S02470428
6	G1/8	21	19	6	12,5	13	11	0,020	S02470618
6	G1/4	21	21,5	8	12,5	15	11	0,023	S02470628
8	G1/8	22,5	19,5	6	14,5	13	12	0,024	S02470818
8	G1/4	22,5	21,5	8	14,5	15	12	0,027	S02470828
10	G1/4	26	23	8	17,5	15	16	0,043	S02471028
10	G3/8	26	26,5	9	17,5	21	16	0,060	S02471038
10	G1/2	26	29	10	17,5	22	16	0,071	S02471048
12	G3/8	30,5	29	9	20,5	21	19	0,080	S02471238
12	G1/2	30,5	31,5	10	20,5	22	19	0,092	S02471248

## Elbow connector S0040



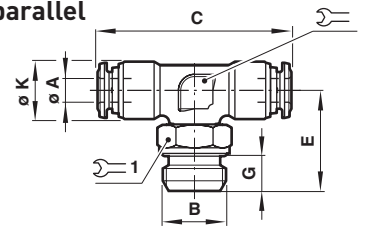
$\varnothing A$	C	$\varnothing K$		Weight (kg)	Model
4	18	10	9	0,013	S00400400
6	21	12,5	11	0,020	S00400600
8	22,5	14,5	12	0,025	S00400800
10	26	17,5	16	0,048	S00401000
12	30,5	20,5	19	0,075	S00401200

## Swivel tee adaptor, BSP taper S0167



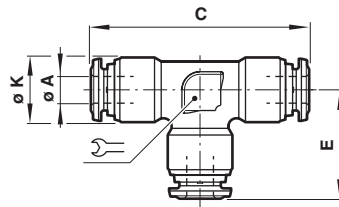
$\varnothing A$	B	C	E	G	$\varnothing K$			Weight (kg)	Model
4	R1/8	36	18,5	7,5	10	9	11	0,019	S01670418
4	R1/4	36	22,5	11	10	9	14	0,023	S01670428
6	R1/8	42	19,5	7,5	12,5	11	11	0,027	S01670618
6	R1/4	42	23,5	11	12,5	11	14	0,031	S01670628
8	R1/8	45	20,5	7,5	14,5	12	11	0,032	S01670818
8	R1/4	45	24,5	11	14,5	12	14	0,037	S01670828
10	R1/4	52	26	11	17,5	16	17	0,060	S01671028
10	R3/8	52	27,5	11,5	17,5	16	17	0,067	S01671038
10	R1/2	52	31	14	17,5	16	22	0,077	S01671048
12	R3/8	61	30,5	11,5	20,5	19	18	0,098	S01671238
12	R1/2	61	33	14	20,5	19	22	0,107	S01671248

## Swivel tee adaptor, BSP parallel S0267

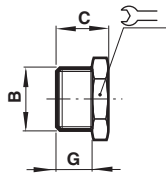


$\varnothing A$	B	C	E	G	$\varnothing K$			Weight (kg)	Model
4	M5	36	15	4	10	9	8	0,016	S02670405
4	G1/8	36	18	6	10	9	13	0,020	S02670418
4	G1/4	36	20,5	8	10	9	15	0,023	S02670428
6	G1/8	42	19	6	12,5	11	13	0,028	S02670618
6	G1/4	42	21,5	8	12,5	11	15	0,031	S02670628
8	G1/8	45	20	6	14,5	12	13	0,033	S02670818
8	G1/4	45	22	8	14,5	12	15	0,036	S02670828
10	G1/4	52	23,5	8	17,5	16	15	0,059	S02671028
10	G3/8	52	27	9	17,5	16	21	0,076	S02671038
10	G1/2	52	29,5	10	17,5	16	22	0,088	S02671048
12	G3/8	61	29	9	20,5	19	21	0,106	S02671238
12	G1/2	61	19	10	20,5	19	22	0,118	S02671248

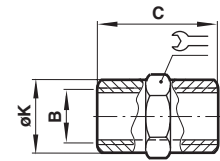
## Tee connector, tube x 3 S0060



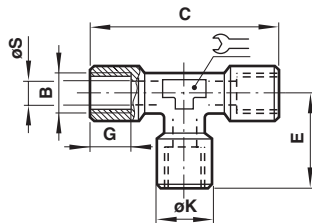
$\varnothing A$	C	E	$\varnothing K$		Weight (kg)	Model
4	36	18	10	9	0,017	S00600400
6	42	21	12,5	11	0,027	S00600600
8	45	22,5	14,5	12	0,035	S00600800
10	52	26	17,5	16	0,063	S00601000
12	61	30,5	20,5	19	0,101	S00601200

**Plug  
66005**


B	C	G		Weight (kg)	Model
G 1/8	10	6,5	14	0,007	660050018
G 1/4	13	9	17	0,014	660050028
G 3/8	13,5	9,5	19	0,017	660050038
G 1/2	14,5	10	24	0,026	660050048

**Sleeve adaptor  
66022**


B	C	Ø K		Weight (kg)	Model
G 1/8	15	13,5	14	0,011	660221818
G 1/4	22	16,5	17	0,021	660222828
G 3/8	24	21,5	22	0,033	660223838
G 1/2	30	25,5	27	0,062	660224848

**Tee connector  
66062**


B	C	E	G	Ø K	Ø S		Weight (kg)	Model
G 1/8	37	18,5	8,5	18,5	6	12	0,032	660620018
G 1/4	49	24,5	11	24,5	8	12	0,050	660620028
G 3/8	54	27	12	27	11	15	0,077	660620038
G 1/2	64	32	15	32	15	20	0,146	660620048

**Warning**

These products are intended for use in industrial compressed air systems only. Do not use these products where pressures and temperatures can exceed those listed under 'Technical features'.

Before using these products with fluids other than those specified, for non-industrial applications, life-support systems, or other applications not within published specifications, consult NORGREN.

Through misuse, age, or malfunction, components used in fluid power systems can fail in various modes.

The system designer is warned to consider the failure modes of all component parts used in fluid power systems and to provide adequate safeguards to prevent personal injury or damage to equipment in the event of such failure.

System designers must provide a warning to end users in the system instructional manual if protection against a failure mode cannot be adequately provided.

System designers and end users are cautioned to review specific warnings found in instruction sheets packed and shipped with these products.