


# Nylon tubing

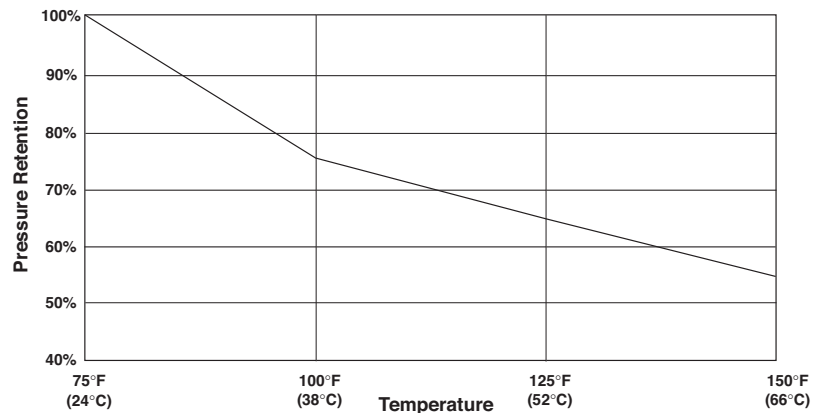
Recommended for use with Pneufit Push-In Fittings  
 Manufactured from Nylon 11  
 UL-94HB flame retardant rating  
 Heat and light stabilized  
 Shipped in 100 ft. coils (30m) packed in polyethylene bags



## Specifications

Fluids: Compressed air, nitrogen and inert gases  
 Material: Nylon 11  
 Temperature Rating: -60°F to 200°F (-5°C to 93°C)\*  
 Vacuum Rating: To 28° Hg (711 mm Hg)  
 Diameter Tolerances: + 0.002"; -0.004" (+0.051, -0.1 mm)  
 Hardness: 78 Rockwell R

**Working Pressure at Elevated Temperature**



## Nylon Inch Tubing

Tubing				Maximum Working Pressure*		Minimum Bend Radius		Part Number and Color					
OD (inch)	ID (inch)	OD (mm)	ID (mm)	-40°F to 70°F (psig)	(-40°C to 20°C) (bar)	inch	mm	Natural	Black	Blue	Green	Red	Yellow
1/8	0.093			225	15.5	0.38	10	PB 0051 100	PB 0751 100	PB 0551 100	PB 0251 100	PB 0151 100	PB 0351 100
5/32	0.106	4	2.3	275	19.0	0.50	13	PB 0052 100	PB 0752 100	PB 0552 100	PB 0252 100	PB 0152 100	PB 0352 100
3/16	0.138			225	15.5	0.63	16	PB 0053 100	PB 0753 100	PB 0553 100	PB 0253 100	PB 0153 100	PB 0353 100
1/4	0.180			250	17.2	0.88	22	PB 0054 100	PB 0754 100	PB 0554 100	PB 0254 100	PB 0154 100	PB 0354 100
5/16	0.232	8	5.5	220	15.2	1.25	32	PB 0055 100	PB 0755 100	PB 0555 100	PB 0255 100	PB 0155 100	PB 0355 100
3/8	0.275			220	15.2	1.50	38	PB 0056 100	PB 0756 100	PB 0556 100	PB 0256 100	PB 0156 100	PB 0356 100
1/2	0.375			200	13.8	2.00	51	PB 0057 100	PB 0757 100	PB 0557 100	PB 0257 100	PB 0157 100	PB 0357 100

## Nylon Metric Tubing

Tubing		Maximum Working pressure*				Minimum bend radius		Part Number and Color			
OD (mm)	ID (mm)	@75°F (psig)	(25°C) (bar)	150°F (psig)	(65°C) (bar)	in	mm	Natural	Black	Blue	Green
4	2.7	350	24.1	210	14.4	0.5	12.7	PB 0004 100	PB 0704 100	PB 0504 100	PB 0204 100
6	4	340	23.4	200	13.8	0.67	17	PB 0006 100	PB 0706 100	PB 0506 100	PB 0206 100
8	6	250	17.2	150	10.3	1.5	38	PB 0008 100	PB 0708 100	PB 0508 100	PB 0208 100
10	8	190	13.1	110	7.6	2	51	PB 0010 100	PB 0710 100	PB 0510 100	PB 0210 100
12	10	150	10.3	90	6.2	3	76	PB 0012 100	PB 0712 100	PB 0512 100	PB 0212 100

### Notes

The working pressure for Nylon 11 tubing is calculated using a 4 to 1 safety factor.

\* To determine working pressures at other temperatures, see chart. Tubing is supplied in 100 ft. (30.5m) coils, packaged in poly bags. For other colors, lengths or packaging, please consult factory.

## Polyurethane Tube

Recommended for use with Pneufit Push-In Fittings

Manufactured from Polyurethane

Shipped 100' coils packed in Polyethylene bags

### Specifications


Fluids: Compressed air

Material: 95 Durometer Polyurethane

Temperature Rating: -40°F to 165°F (-40°C to 73°C)

Vacuum Rating: To 28° Hg (711 mm Hg)

Diameter Tolerances: ± 0.005"



OD (mm)	Tubing ID (mm)	Maximum Working Pressure at 75°F		Minimum Bend Radius	Part Number and Color				
		psig	bar		Natural	Black	Trans Blue	Trans Green	Trans Red
1/8"	.066	233	16.1	1/4"	PW 0051 100	PW 0751 100	PW 0551 100	PW 0251 100	PW 0151 100
5/32"	.094	176	12.1	3/8"	PW 0052 100	PW 0752 100	PW 0552 100	PW 0252 100	PW 0152 100
1/4"	.160	148	10.2	1/2"	PW 0054 100	PW 0754 100	PW 0554 100	PW 0254 100	PW 0154 100
5/16"	.197	155	10.7	3/4"	PW 0055 100	PW 0755 100	PW 0555 100	PW 0255 100	PW 0155 100
3/8"	.245	147	10.1	7/8"	PW 0056 100	PW 0756 100	PW 0556 100	PW 0256 100	PW 0156 100

## Tube Cutter

Makes clean, square cuts in Nylon tubing that are necessary for leak free connections.

Small size (3" long, 1" wide, 1" high) makes it easy to use and convenient to carry.

Spring actuation keeps it closed when not in use.

Order part number M/3314.

Replacement blades (5 pack) M/32009



## Tube Mount - 2 Channel

Part Number	Tube Size	Mounting Screw Size	Color
94 910 004	5/32" & 4 mm	#4	Black
94 910 006	1/4" & 6 mm	#4	Black
94 910 008	5/16" & 8 mm	#6	Black
94 910 010	3/8"	#6	Black
94 910 012	1/2"	#6	Black
94 910 015	5/8"	#10	Black

Save installation time - tube mounts provide quick, secure mounting and exact spacing between tubes.

Tubing snaps into channels for clean, organized circuits.

Tube mounts are drilled for machine screw mounting.



## Tube Markers

PVC tube markers eliminate confusing fluid power connections by providing easy to read identification.

Permanent, hot stamped black characters on white background are not affected by grease, oil, or lubricating fluids.

Markers snap on without tools before or after tube terminations made. Can be removed without disconnecting tubing.

Non-adhesive interior of marker will not pinch, kink, or mar tubing.



## Tube Marker Kits

Tube Size (O.D.)

Code	1/8"	5/32" & 4 mm	1/4" & 6 mm	3/8"
Alphanumeric Kit*	94 911 025	94 911 058	94 911 091	94 911 124
Descriptive Kit**	94 911 033	94 911 066	94 911 099	94 911 132

\* Contains 50 each of all numbers (0-9) and letters (A-H, J, P, R, X, Y, and Z)

\*\* Contains 50 each of CYL, PV, LV, IN, OUT, + and -.



## Tube Mount - 10 Channel

Part Number	Tube Size	Mounting Screw Size	Color
94 902 002	5/32" & 4 mm	#4	Black
94 902 003	3/16"	#4	Black
94 901 004	1/4" & 6 mm	#4	White
94 902 004	1/4" & 6 mm	#4	Black
94 903 004	1/4" & 6 mm	#4	Blue
94 904 004	1/4" & 6 mm	#4	Green
94 905 004	1/4" & 6 mm	#4	Red
94 906 004	1/4" & 6 mm	#4	Yellow
94 908 004	1/4" & 6 mm	#4	Grey
94 902 006	3/8" & 10 mm	-	Black


Full 10 channel section (4" long, 5/8" wide and 3/8" high) is easily cut for 1 to 10 channels.

Each channel is countersunk for No. 4 machine screws.

Tubing snaps into channels for clean, organized circuits.

Pressure sensitive Urethane foam adhesive backing for quick mounting (except 3/8" model).

Slotted design allows mounting on curved or angular surfaces. Color of mounts match machine or tubing.



### Spiral Flex Wrap

Natural color Polyethylene spiral flex wrap twists easily over bundles of various sized tubing or insulated electric wire.

Nominal 1/2" O.D. accommodates bundles from 3/8" to 4" in diameter. Can be wrapped for greater flexibility or butted for rigidity.

Tubing or wire can be led out at any point.

Provided in 50' (15 meter) coils.

Order part number 94 960 001.



### Release Tool

Used to disconnect tubing from all Norgren fittings. Helps in situations where fitting is difficult to reach.

Part Number: 54 0001 00



### Replacement Parts

#### 48 026 101

Replacement thermoplastic sealing washer for use with 10-32 and M5 threads. Sold individually.

#### 48 031 101

Replacement viton bonded sealing washer for use with 10-32 and M5 threads. Sold in package of 10.